

PEMBAYARAN MENGGUNAKAN MAYBANK 2U (Payee)

Maybank2u



PERSONAL

BUSINESS

REGISTER NOW



Humanising Banking

 My Username  LOGIN

[FORGOT LOGIN DETAILS >](#)

[Back to the classic Maybank2u ↩](#)

-  Covid-19 Assistance
-  Operating Branches
-  Marketplace
-  Open Account
-  Insure Me
-  Maybank Cards
-  Get a Loan
-  Trade
-  Tap me if you need some help



Your last login was on Tuesday, 8 June 2021 at 15:58:48

PAY

TRANSFER

RELOAD

Pay From

Savings Account-i

Available Balance RM

Pay To

Payee

3. Taip Majlis Daerah Kerian



majlis daerah kerian

1. Log Masuk ke Perbankan Internet Pilih Pay & Transfer



2. Pilih Kaedah Pembayaran Payee



My Favorites

+ Add New Favorite

Your last login was on Tuesday, 8 June 2021 at 15:58:48

Pay To Majlis Daerah Kerian [X]

Amount	120
Kod Akaun Taksiran	T07001449909
No Telefon Pelanggan	01234567890
Effective Date	09 June, 2021

PAY ⇄

4. Masukan Jumlah Bayaran, No Akaun Cukai Taksiran, No Telefon dan Pilih Tarikh

5. Klik PAY

Pay From Savings Account-i

Pay To Majlis Daerah Kerian
T-070014499-09
RM 120.00

Effective date
No Telefon Pelanggan

Total Amount RM 120.00



Your last login was on Tuesday, 8 June 2021 at 15:58:48

PAY

TRANSFER

RELOAD

TABUNG HAJI

Pay From Savings Account-i	Available Balance
Pay To Majlis Daerah Kerian T07001449909 RM 120.00	
Effective date	Today 9 June 2021
No Telefon Pelanggan	01234567890
Total Amount	RM 120.00

6. Semak Maklumat Pembayaran

Secure TAC: Get the 6-digit TAC via Secure2u on Maybank2u App to authorize your transaction.

Secure TAC

REQUEST



7. Request Secure TAC atau SMS Tag



Your last login was on Tuesday, 8 June 2021 at 15:58:48

PAY

TRANSFER

RELOAD

TABUNG HAJI

Pay From Savings Account-i

Available Balance

**Semak Maklumat
Pembayaran**

Pay To Majlis Daerah Kerian

T07001449909

RM 120.00

Effective date

Today 9 June 2021

No Telefon Pelanggan

01234567890

Total Amount

RM 120.00

Type your 6-digit Secure TAC

Open the mobile App to see t

**8. Masukan TAC No
dan Klik Confirm.
Kemudian Selesai.**



CONFIRM →

PEMBAYARAN MENGGUNAKAN MAYBANK 2U (JomPAY)

Maybank2u



PERSONAL

BUSINESS

REGISTER NOW



Humanising Banking

 My Username  LOGIN

[FORGOT LOGIN DETAILS >](#)

[Back to the classic Maybank2u ↩](#)

-  Covid-19 Assistance
-  Operating Branches
-  Marketplace
-  Open Account
-  Insure Me
-  Maybank Cards
-  Get a Loan
-  Trade
-  Tap me if you need some help



Your last login was on Tuesday, 8 June 2021 at 15:58:48

PAY

TRANSFER

RELOAD

1. Log Masuk ke Perbankan Internet Pilih Pay & Transfer

Pay From

Savings Account-i

Available Balance RM

Pay To

JomPAY

3. Taip Biller Code 49361 dan Enter



49361

Press Enter

2. Pilih Kaedah Pembayaran JomPAY



My Favorites

+ Add New Favorite



Your last login was on Tuesday, 8 June 2021 at 15:58:48

**NOTA : Untuk Bayaran
Kompaun dan Sewaan, Sila
Letak No Kompaun (K) Atau
No Akauan Sewaan (S).**

Pay To JomPAY (49361) ✕

Ref-1	<input type="text" value="T07001449909"/>
Ref-2	<input type="text" value="01234567890"/>
Pay Amount	<input type="text" value="120"/>
Effective Date	<input type="text" value="09 June, 2021"/>

Set Recurring

I hereby agree to the [Terms and Conditions](#)

**4. Masukkan Jumlah Bayaran,
No Akaun Cukai Taksiran, No
Telefon dan Pilih Tarikh**

5. Klik PAY



PAY

TRANSFER

RELOAD

TABUNG HAJI

Pay From Savings Account-i

Available Balance XXXXXXXX

Pay To MD KERIAN-CUKAI TAKSIRAN
RM 120.00

Biller Code

49361

Effective date

Today 9 June 2021

Ref-1

T07001449909

Ref-2

01234567890

Total Amount

RM 120.00

**6. Masukan
Jumlah Bayaran,
No Akaun Cukai
Taksiran, No
Telefon dan Pilih
Tarikh**

Check your Secure2u registered device and approve it within 50 seconds...

Didn't get the push notification? Launch the MAE or M2U MY app, tap Menu > Secure2u to approve it. 44 seconds...

Need more help? [Click Here](#)



**7. Request Secure TAC
atau SMS Tag. Klik
Confirm. Kemudian
Selesai**